



PANGAEA
LOGISTICS SOLUTIONS

NASDAQ: PANL

April 2021
Update

SAFE HARBOR

This presentation may include certain forward-looking statements within the meaning of the Private Securities Litigation Reform Act of 1995, including statements regarding future financial performance, future growth and future acquisitions. These statements are based on Pangaea's and managements' current expectations or beliefs and are subject to uncertainty and changes in circumstances. Actual results may vary materially from those expressed or implied by the statements herein due to changes in economic, business, competitive and/or regulatory factors, and other risks and uncertainties affecting the operation of Pangaea's business. These risks, uncertainties and contingencies include: business conditions; weather and natural disasters; changing interpretations of GAAP; outcomes of government reviews; inquiries and investigations and related litigation; continued compliance with government regulations; legislation or regulatory environments; requirements or changes adversely affecting the business in which Pangaea is engaged; fluctuations in customer demand; management of rapid growth; intensity of competition from other providers of logistics and shipping services; general economic conditions; geopolitical events and regulatory changes; and other factors set forth in Pangaea's filings with the Securities and Exchange Commission and the filings of its predecessors. The information set forth herein should be read in light of such risks. Further, investors should keep in mind that certain of Pangaea's financial results are unaudited and do not conform to SEC Regulation S-X and as a result such information may fluctuate materially depending on many factors. Accordingly, Pangaea's financial results in any particular period may not be indicative of future results. Pangaea is not under any obligation to, and expressly disclaims any obligation to, update or alter its forward-looking statements, whether as a result of new information, future events, changes in assumptions or otherwise.



PANGAEA LOGISTICS SOLUTIONS LTD

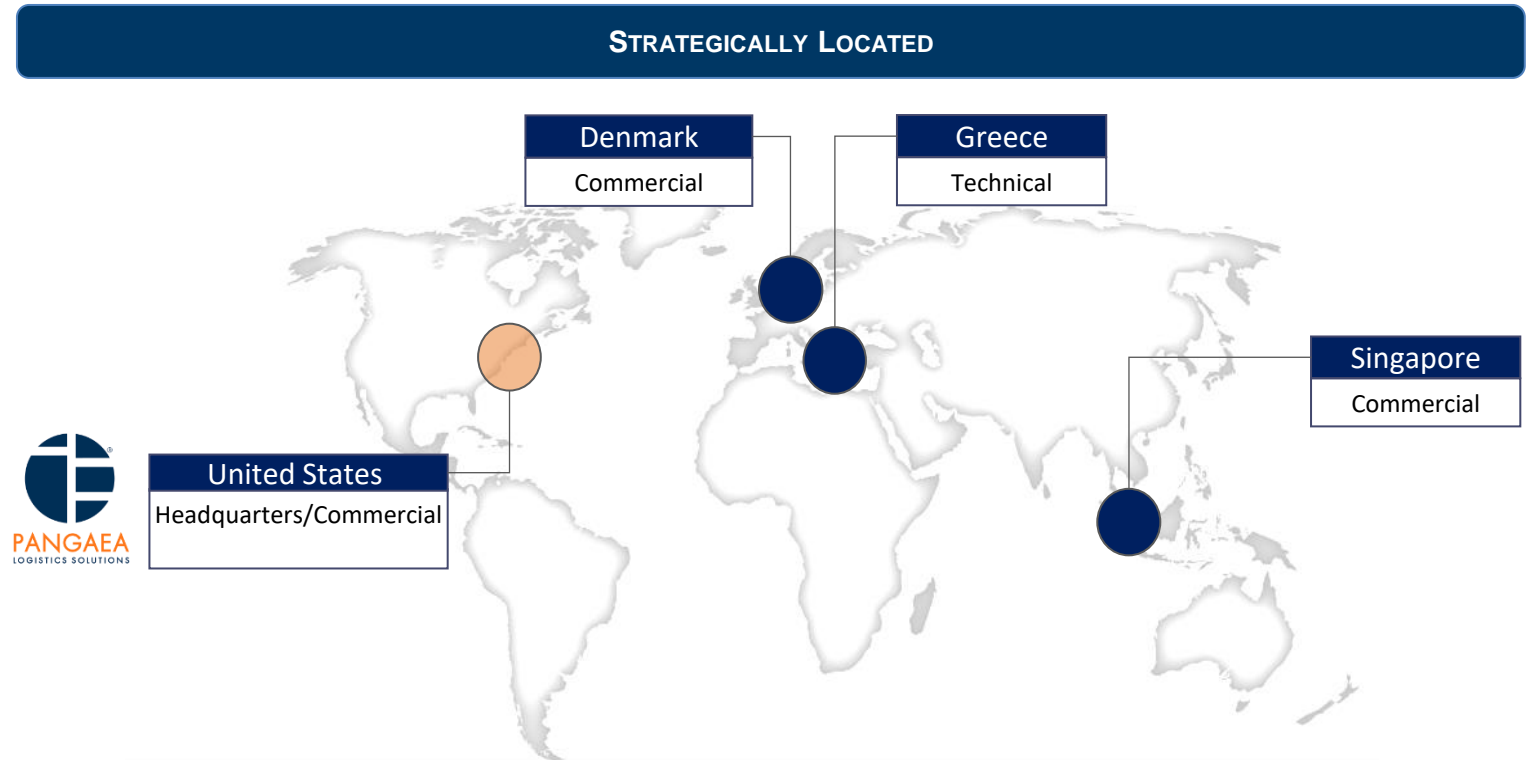
OVERVIEW & STRATEGY



PANGAEA LOGISITICS SOLUTIONS LTD

Pangaea Today:

- *Fully integrated cargo focused owner/operator with over 25 years in business*
- *75 shore based employees across 4 strategically located offices*
- *Control and manage a fleet of approx. 45-60 ocean going vessels every day, of which 18 are owned vessels*
- *4 Ice Class 1A Newbuilds to be delivered in 2021 and 2013blt pmx to be delivered by July 2021 to bring owned fleet to 23*
- *Offer a wide range of extended services to develop customer relationships*
- *Invest in unique assets to solidify defensive barriers*
- *Employ a unique charter strategy which minimizes downside risk in the cyclical shipping environment*

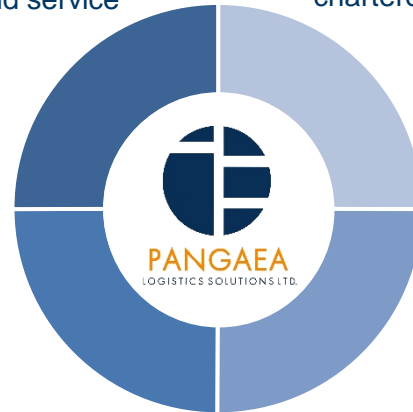


PANGAEA LOGISTICS SOLUTIONS LTD

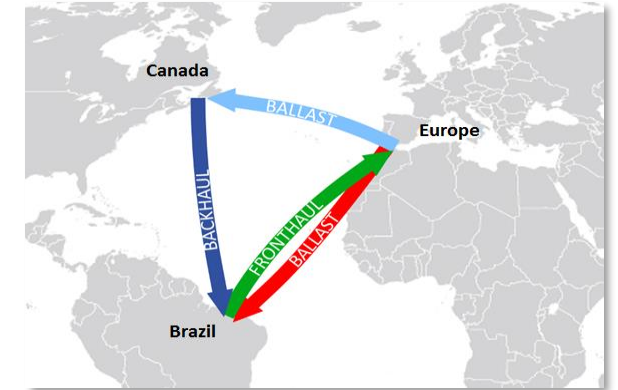


1 Ice Class Niche

- Largest owned Panamax Ice Class 1A fleet
- Four 95,000dwt Ice Class 1A vessels on order
- Providing year-round service to ice laden ports
- COA cover of base fleet
- Secure cargo first and vessel second
- Optimize capital with dynamic chartered-in fleet




- Utilizing our expertise we seek to move up and down supply chain
- Provide logistic support to inland and shore based projects
- With JV partners we currently operate 2 US ports and 1 Canadian port
- In house vessel technical management for the 100% owned fleet
- Provides highly responsive capabilities in various ports and challenging cargoes
- Support S&P activity



2 Cargo Focused Owner/Operator



3 Port, Project, and Logistics Services



4 Technical Management Services

PANGAEA LOGISTICS SOLUTIONS LTD

What makes us different than your average tonnage provider:

■ Purpose Driven Ownership:

- ✓ We own 18 ships, soon to be 23, after delivery of Ice Class NB vessels
- ✓ We charter an additional 30 – 40 market ships on short term, or index basis to retain flexibility and respond to market volatility
- ✓ Current fleet approximately 60

■ Niche Focus:

- ✓ We focus on niches and where we can add value
- ✓ 10 Ice Class 1a Vessels and 2 Ice Class 1c vessels.
- ✓ Expertise on challenging cargoes
- ✓ Results in higher margins


■ Contract Coverage

- ✓ Core base of long term contracts providing sustained earnings

■ Project Cargoes & Terminal Services


- ✓ Project cargoes requiring special knowledge and expertise and we leverage our relationships to provide additional freight income
- ✓ Expanding terminal services business in Massachusetts, Louisiana, and Texas
 - ✓ Provides exclusive view of cargo movements
- ✓ Working on wind staging/installation/ and management from northeast US port

We have revenue and income sustainability, good governance, and we are cargo first



PANGAEA LOGISTICS SOLUTIONS LTD

Ice Class Differential:



PANGAEA LOGISTICS SOLUTIONS LTD

Ice Class Differential: Newbuilding Update



- ✓ Progress on Newbuild program
 - ✓ Vessel 1, Nordic Nuluujaak, scheduled for May delivery
 - ✓ 3 Remaining vessels on schedule



PANGAEA LOGISITICS SOLUTIONS LTD

DIFFERENTIATION

A Conventional Ship Owner

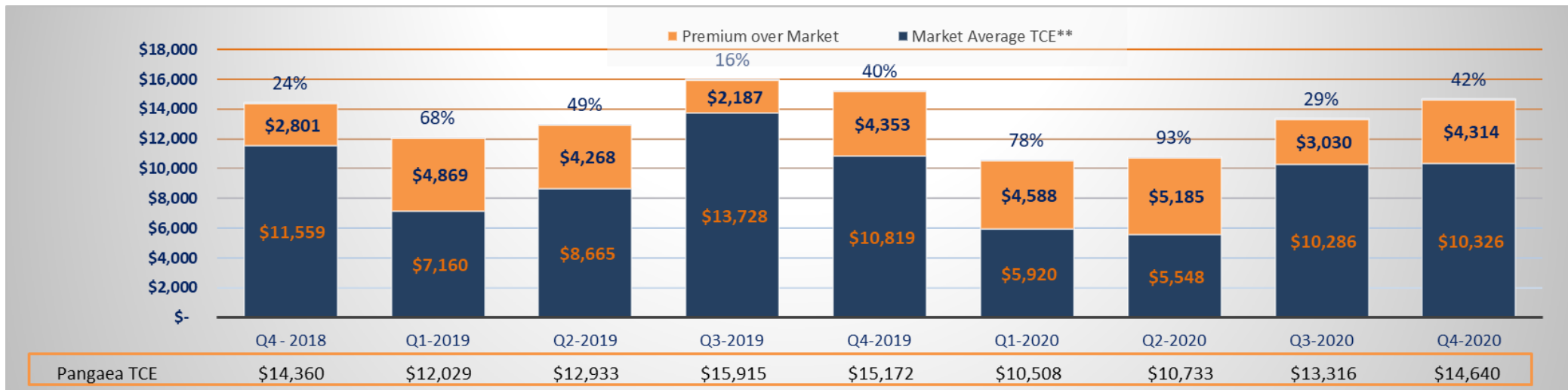
- Loves ships
- First objective: Build / buy fleet
- Market taker for cargo and routes
- Earnings amplify rate environment
- Long ships / short cargo
- Narrow logistics focus

vs.

Pangaea

- ✓ Uses ships as tools to implement cargo strategies
- ✓ First objective: build customer book / cargo trades / niche markets / barriers to entry
- ✓ Buy, build, or charter ships as needed
- ✓ Earnings across rate environments
- ✓ Long cargo / right ships → Balanced fleet
- ✓ Wide logistics focus

CONSISTENT PERFORMANCE



PANGAEA LOGISTICS SOLUTIONS LTD

RECENT EVENTS

Ice Class Newbuilds

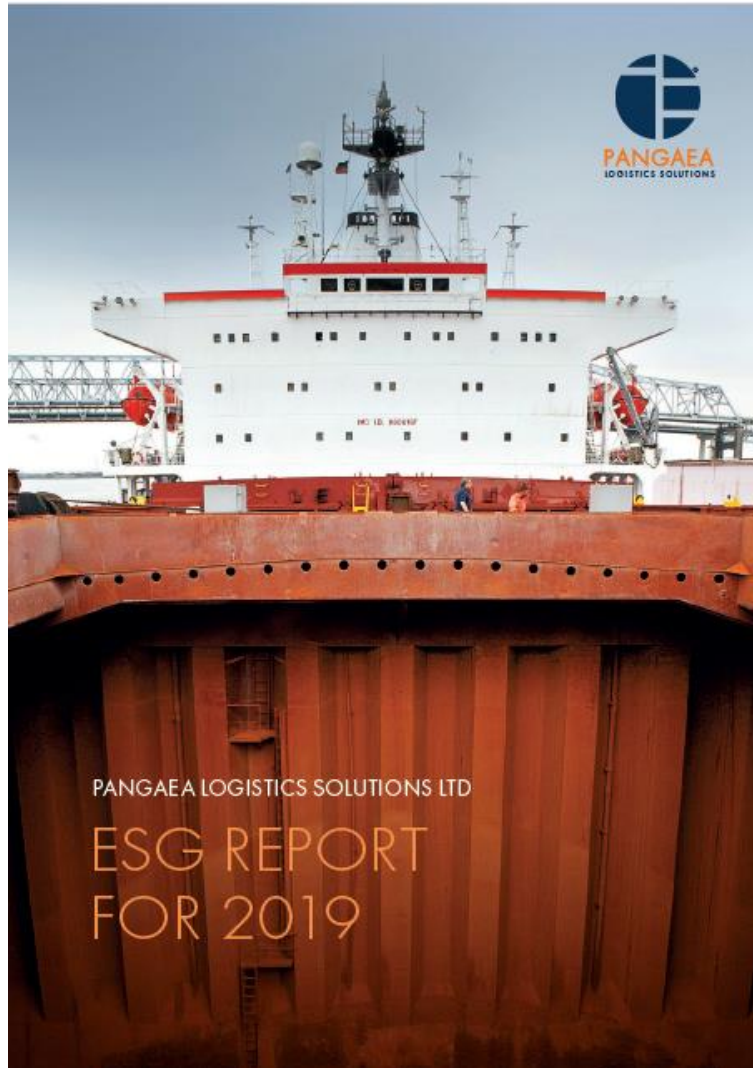
- Contracted for four 95,000 dwt newbuildings at Guangzhou Shipyard International, classed Ice 1A, \$38 million each
 - Arranged sale/charterback through CSSC Leasing, 85% financing
 - Partnership with Hudson Structured Capital, 50% ownership of bareboat-in company
 - Put/call after 5 years
 - Ten year COA for full utilization of all four ships for 3-4 summer months per year

Ice Class Panamax Vessels

- Purchased additional one-third ownership of holding company which owns six modern Oshima built Ice 1A panamaxes from exiting partner
 - Pangaea now owns 2/3rds of the holding company and garners 75% of earnings over cash breakeven
 - These ships under 7 year COA for summer season
 - Refinancing in progress, 7 years, fixed rate expected 350-400bps

Other

- Stevedoring bauxite discharge with more port and plant services planned
- Dividend reinstated
- Acquisition of 2013 Ultra, financed by SMFL
- Acquisition of 2013 Panamax, to be financed by DSF
- Completed our first-ever ESG report for year ended December 31, 2019 to enhance the transparency of our management of sustainability issues, (full report available <https://www.pangaeals.com/investors/corporate-governance/>)



PANGAEA LOGISTICS SOLUTIONS LTD

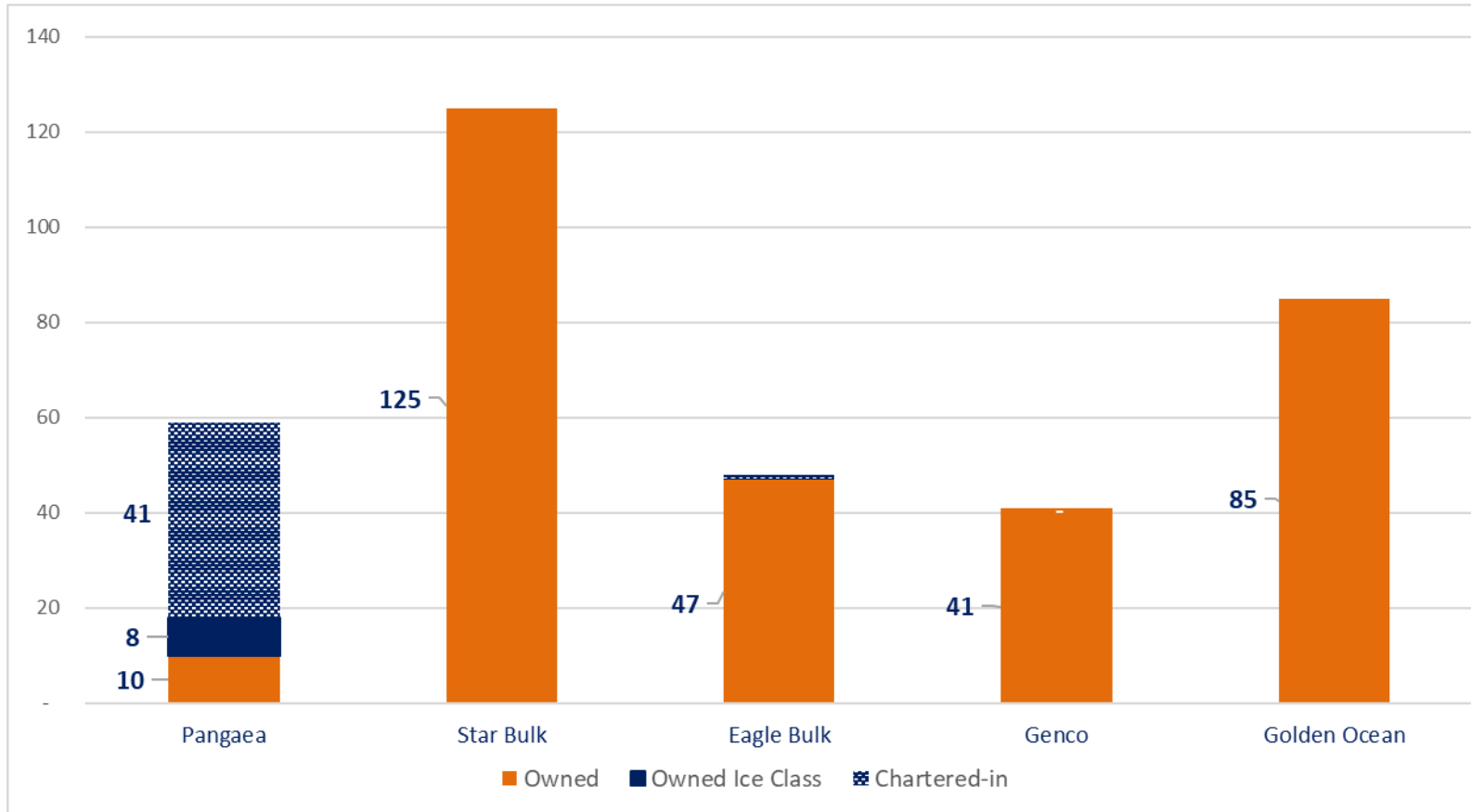
FINANCIAL OVERVIEW



PANGAEA LOGISTICS SOLUTIONS LTD

Efficiently deploying capital on specialty tonnage and nimble fleet to serve client needs

US-LISTED FLEET PROFILES



- ✓ Selectively and efficiently deploy capital to niche or specialized fleet
- ✓ Flexible chartering strategy allowing the company to react quickly to volatile markets
 - ✓ Balanced fleet
 - ✓ Create a variable cost structure
- ✓ Earnings across rate environments
- ✓ Long cargo / right ships → Balanced fleet
- ✓ Downside protection



Source: Company websites

Note: Pangaea's fleet does not include the 4 Newbuild Ice class vessels expected to be delivered in 2021 and 2013 blt panamax to be delivered by July 2021

PANGAEA LOGISTICS SOLUTIONS LTD.

Q4 2020 Results: Consistent Performance & return to shareholders

Q4 PERFORMANCE DRIVERS AND RECENT INITIATIVES

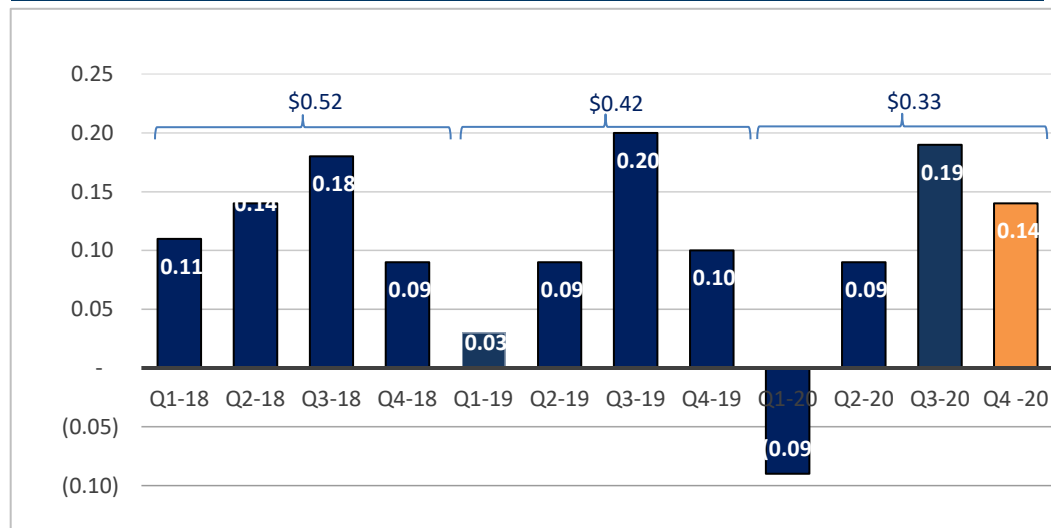
Q4 Performance Drivers

- 42% premium over average market rates in Q4'20
 - Adjusted EBITDA of \$12.9million, Net Income of \$7.6million and adjusted EPS of \$0.14
- Operated average of 53 vessels during the quarter carrying 6.7million tons over 122 voyages

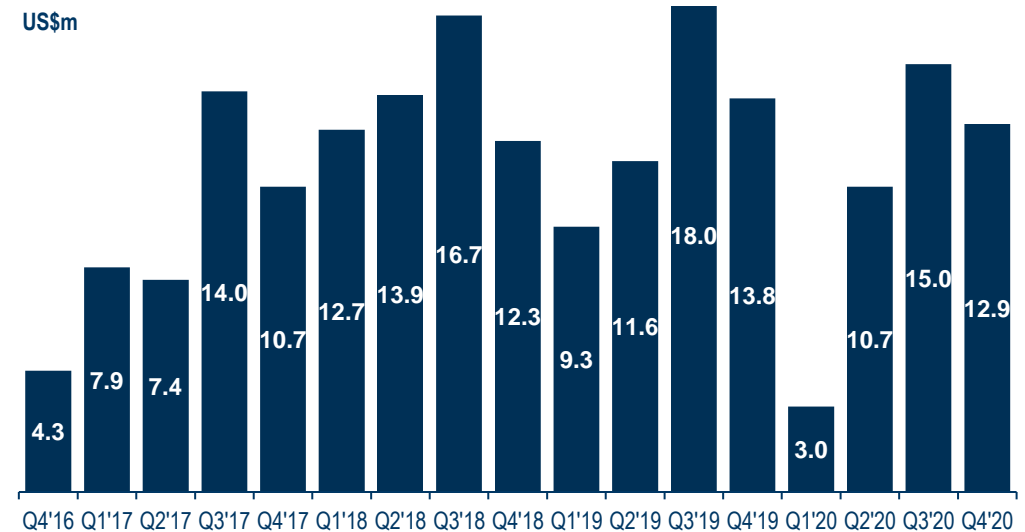
Recent Initiatives

- In September 2020 acquired additional 1/3rd interest in our consolidated joint venture increasing ownership in Ice Class 1A panamax vessels to 66.7%
 - Following acquisition, the mv Nordic Odyssey and mv Nordic Orion were refinanced for 7 years at a fixed rate of 2.95%
- Executing on fleet renewal plan and continuation of ice class newbuild program
- In December 2020 announced a quarterly cash dividend of \$0.02/share
- Took delivery of the mv Bulk Courageous with financing from SMFL in April 2021

HISTORICAL ADJUSTED EPS

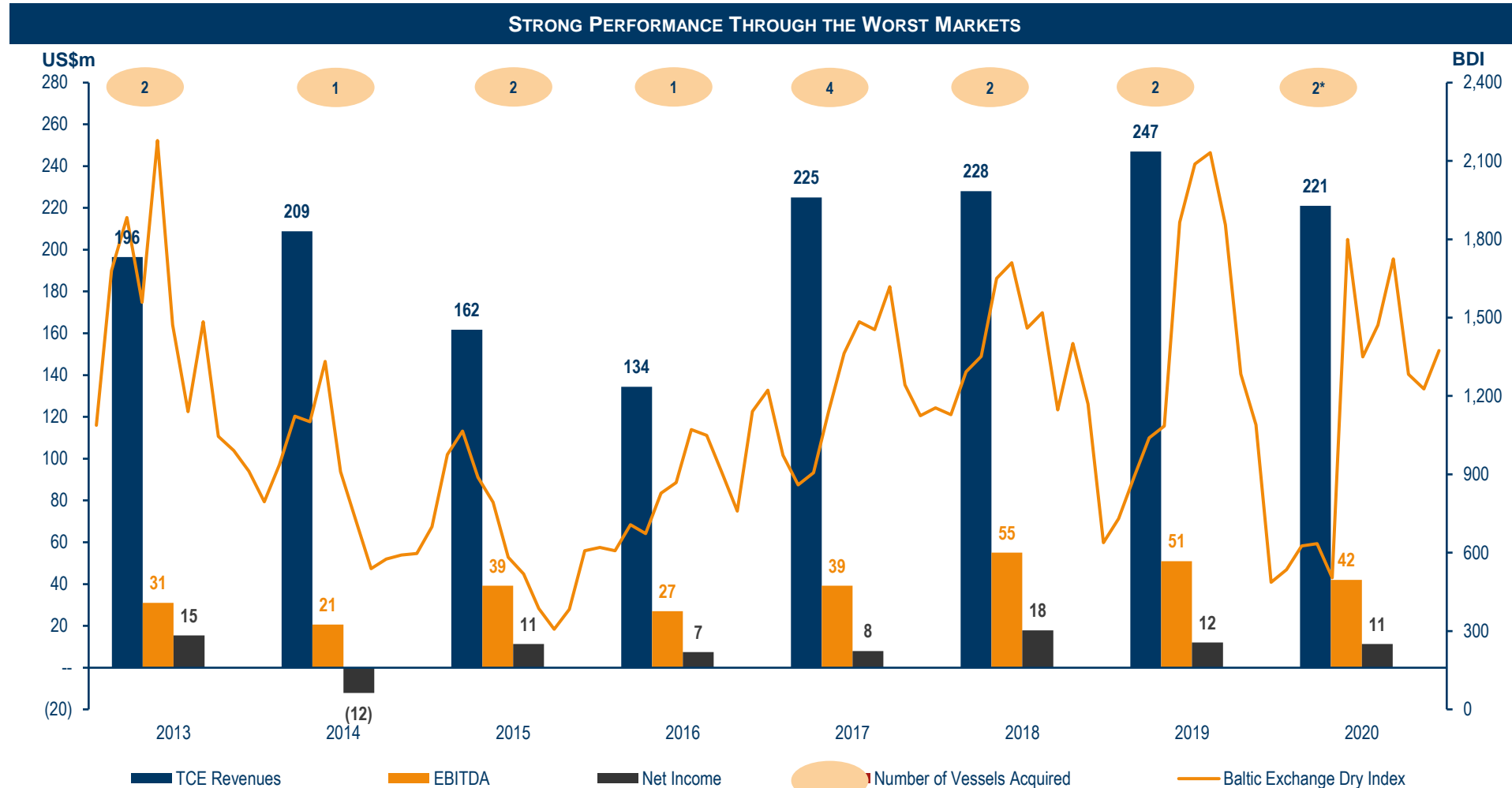


STRONG EBITDA EXPANSION



PANGAEA LOGISTICS SOLUTIONS LTD

Management has consistently demonstrated an ability to execute a long-term strategy through the dry bulk cycle



Source: Company report

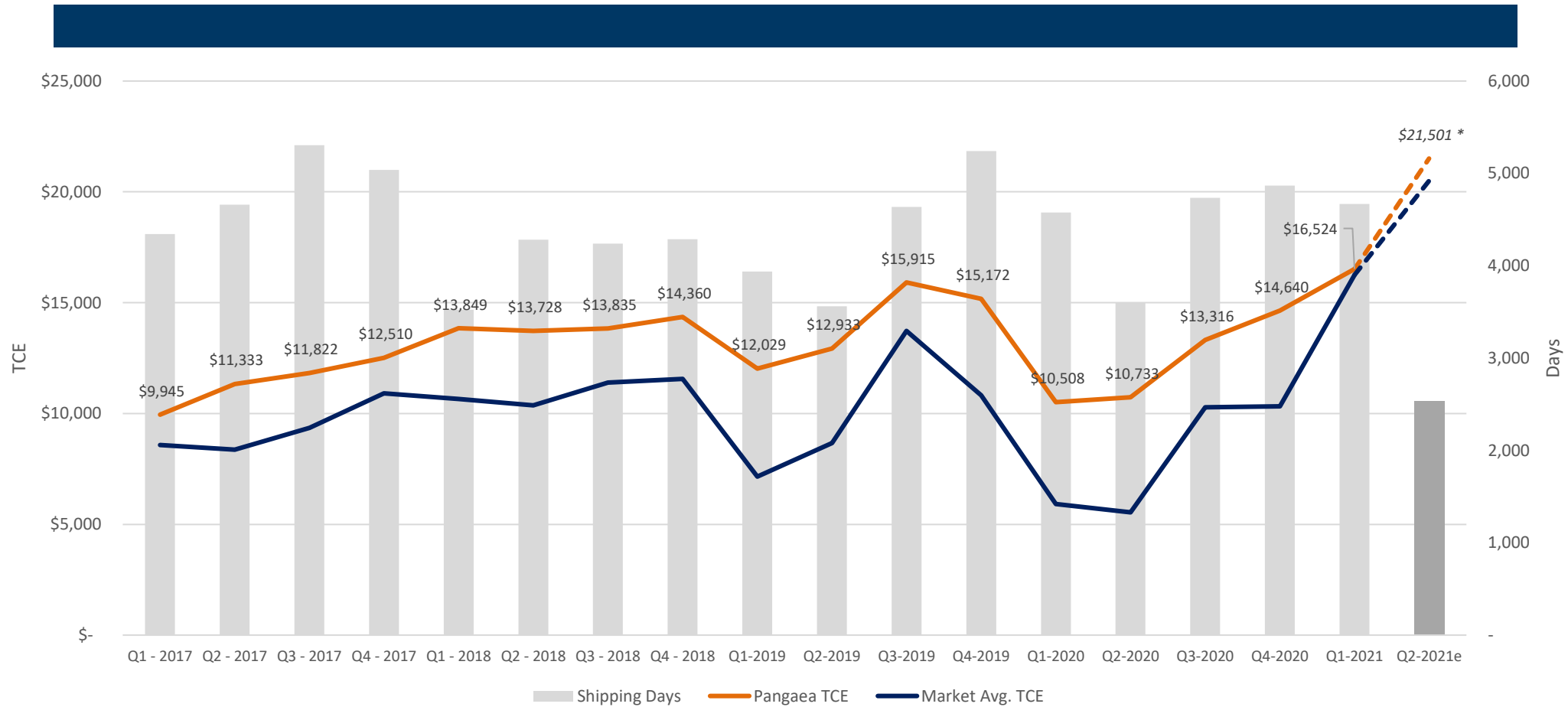
a Net income to Pangaea (less non-controlling interest)

* 1/3rd increase in ownership of the 6 Ice Class 1A vessels



PANGAEA LOGISITICS SOLUTIONS LTD

TCE Outlook



* Q2 21TCE performance based on days fixed for the second quarter as of April 27, 2021



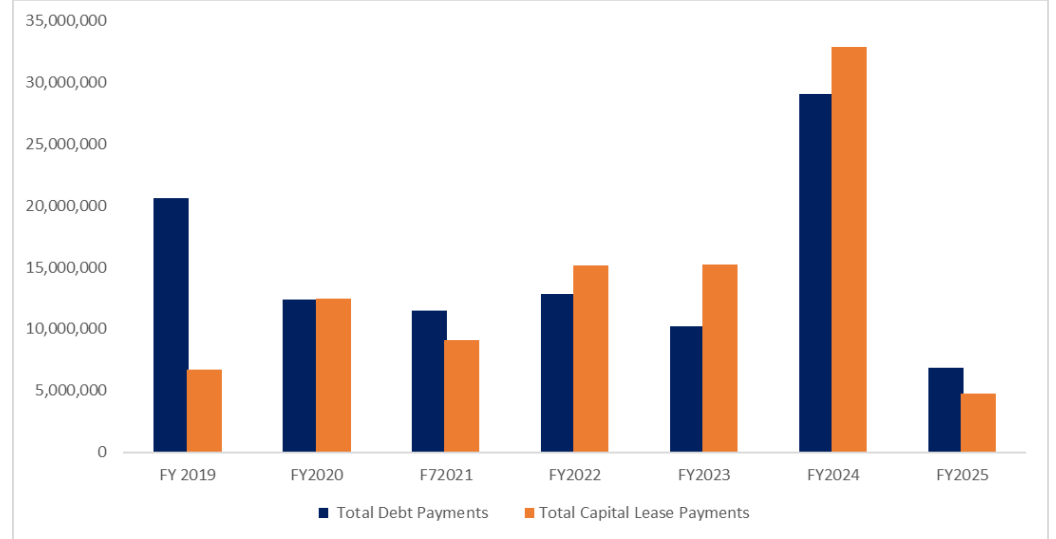
PANGAEA LOGISTICS SOLUTIONS LTD

WELL POSITIONED TO CAPITALIZE ON MARKET IMPROVEMENTS

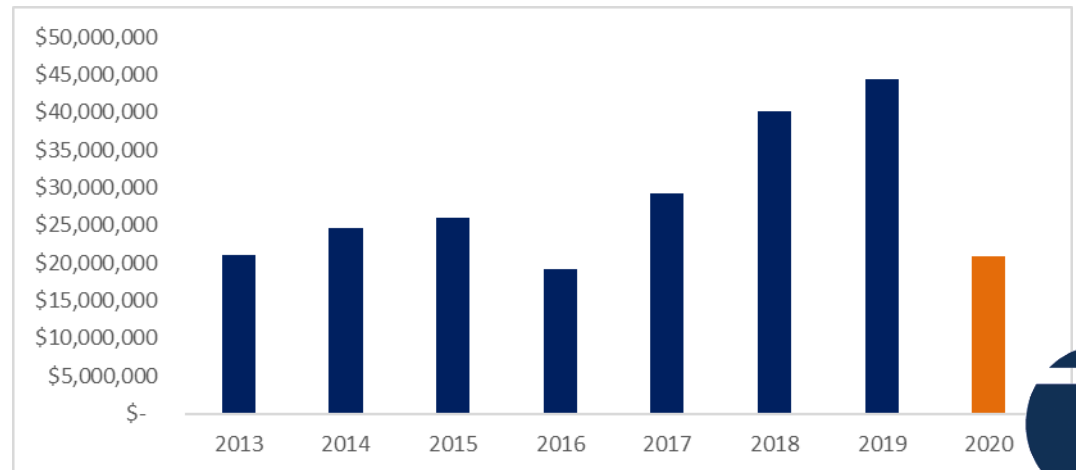
(in thousands)

	December 31, 2020	
Current Assets		
Cash and cash equivalents	\$	46,897
Restricted cash		1,500
Accounts receivable, net		29,152
Other current assets		35,482
Total current assets		113,032
Restricted cash		-
Fixed assets, including finance lease right of use assets, net		321,982
Investment in new buildings in-process		15,391
Total assets	\$	450,404
Current liabilities		
Accounts payable, accrued expenses and other current liabilities	\$	32,400
Related party debt		243
Current portion long-term debt and finance lease liabilities		64,361
Other current liabilities		13,805
Total current liabilities		110,809
Secured long-term debt and finance lease liabilities, net		95,028
Other long-term liabilities		10,135
Total Pangaea Logistics Solutions Ltd. equity		182,766
Non-controlling interests		51,666
Total stockholders' equity		234,431
Total liabilities and stockholders' equity	\$	450,404

FORECASTED DEBT PROFILE



HISTORICAL OPERATING CASH FLOWS



THANK YOU

